

**Rodeo-Hercules Fire Protection District**  
**MEMORANDUM**

**To:** Board of Directors, Rodeo-Hercules Fire District  
**From:** Rebecca Ramirez, Interim Fire Chief  
**Subject:** Fire Chief's Report  
**Date:** November 8, 2023

---

**Labor Relations /Personnel**

All crews have been cycling through their annual physicals. Congratulations to FF Justin Creecy who just completed his Driver/Operator task book. All but two firefighters are cleared to act as engineer to drive apparatus. Engineer promotional testing is scheduled for January 24<sup>th</sup>. Clancy and Associates will conduct the process and an agreement for \$8,500 has been executed.

Reporting: Chief Ramirez

**Operations**

- C-shift responded to an accident with a fatality off the roadway at I-80 and Cumming Skyway that occurred in the early morning of 10/30.
- A-Shift went the next morning to assist the coroner with body recovery.
- CPR for a two-year-old child.

Access issue when responding to Midship Drive area. Suggested to have Hercules Public Works and Bay Pointe HOA paint curbs red and trim trees along the 3 entrances off Refugio Valley Rd. Fire apparatus cannot access Midship Drive off Refugio Valley Rd. due to parked cars and overgrown trees.

Reporting: Line Captain or Chief Ramirez

**Training**

Multi-company training is continuing with Contra Costa County Fire District, Richmond Fire Department, El Cerrito Fire Department and Rodeo-Hercules Fire District. A75 Training has been continuing with engineer training in preparation for the upcoming Engineers test. Crews continue EMS education. All Paramedics have completed PALs.

Reporting: Line Captain

**Facilities/Equipment**

Station 76 bathroom remodel scheduled to begin this month. The burn trailer was donated to Hopland Fire District in Mendocino County.

Reporting: Chief Ramirez

**Fleet Management**

Engine 376 is back in service after being in the repair shop for 4 weeks. Engine 375 is in the shop with electrical issues and plumbing repairs due to corrosion. Engine 75 has returned from the shop. 375 has

gone into the shop for a leak and some emergency lighting repairs. New Battalion Chief SUV is at the outfitters for a cargo workstation build and electronics installation. ETA is 4 weeks.

Builders have been asked to submit preliminary specifications and build drawings for potential new aerial apparatus. Type I engines are also being priced.

Reporting: Line Captain or Chief Ramirez

### **Grants/Reimbursements**

FEMA has officially denied the grant request for radios. Measure X subcommittee met and the initial rating of fire requests was unfavorable. Final word from Board of Supervisors is expected later this month.

Reporting: Chief Ramirez

### **Community Risk Reduction**

We are scheduling school visits and station visits. Q76 visited Ohlone Kindergarten classes last month. A Hercules high school special ed class is on the calendar for a visit to Station 76 and we are waiting for confirmation from another high school class. Firefighter Guzman is assisting with coordination of outreach to 3<sup>rd</sup> grade classes at all 5 elementary schools in the district.

Reporting: Chief Ramirez

### **Prevention**

Crews have completed inspection program review with George Apple. Recent increase in solar project submissions. New software platform with "First Due" for tracking and billing of inspections has been purchased for \$9,450 for the first year and \$8,450 thereafter should we choose to renew.

Reporting: Chief Ramirez

**Fiscal Stabilization** – Annual audit is underway. Quarterly budget presentation given.

Reporting: Chief Ramirez

**Community Activities/Meetings** – Had our annual open house at station 76. - ALL crews assisted with this year's fire station open house event. Crews attended the Trunk or Treat event at the City of Hercules Swim Center and drove around handing out candy to trick or treaters on Halloween night. B/C Johnson attended CAP meeting at Phillips 66 on 11/1.

Reporting: Chief Ramirez

# Incident Type Count Report

Date Range: From 10/1/2023 To 10/31/2023

Selected Station(s): All

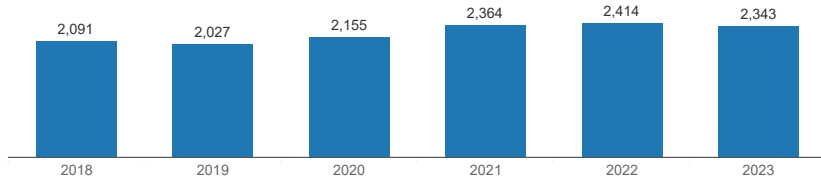
<u>Incident Type</u>	<u>Description</u>	<u>Count</u>	
<b>Station:</b>			
Incident Type is blanks		85	28.24%
<b>Total - incident type left blank</b>		<b>85</b>	<b>100.00%</b>
<b>Total for Station</b>		<b>85</b>	<b>28.24%</b>
<b>Station: 75</b>			
111 - Building fire		1	0.33%
118 - Trash or rubbish fire, contained		1	0.33%
140 - Natural vegetation fire, other		1	0.33%
150 - Outside rubbish fire, other		1	0.33%
151 - Outside rubbish, trash or waste fire		1	0.33%
<b>Total - Fires</b>		<b>5</b>	<b>5.56%</b>
311 - Medical assist, assist EMS crew		1	0.33%
321 - EMS call, excluding vehicle accident with injury		42	13.95%
322 - Vehicle accident with injuries		3	1.00%
<b>Total - Rescue &amp; Emergency Medical Service Incidents</b>		<b>46</b>	<b>51.11%</b>
412 - Gas leak (natural gas or LPG)		1	0.33%
<b>Total - Hazardous Conditions (No fire)</b>		<b>1</b>	<b>1.11%</b>
553 - Public service		3	1.00%
<b>Total - Service Call</b>		<b>3</b>	<b>3.33%</b>
611 - Dispatched & cancelled en route		18	5.98%
651 - Smoke scare, odor of smoke		3	1.00%
653 - Barbecue, tar kettle		1	0.33%
<b>Total - Good Intent Call</b>		<b>22</b>	<b>24.44%</b>
700 - False alarm or false call, other		5	1.66%
740 - Unintentional transmission of alarm, other		2	0.66%
743 - Smoke detector activation, no fire - unintentional		2	0.66%
745 - Alarm system sounded, no fire - unintentional		4	1.33%
<b>Total - Fals Alarm &amp; False Call</b>		<b>13</b>	<b>14.44%</b>
<b>Total for Station</b>		<b>90</b>	<b>29.90%</b>
<b>Station: 76</b>			
111 - Building fire		1	0.33%
<b>Total - Fires</b>		<b>1</b>	<b>0.81%</b>
321 - EMS call, excluding vehicle accident with injury		61	20.27%
322 - Vehicle accident with injuries		6	1.99%
324 - Motor vehicle accident with no injuries		1	0.33%
<b>Total - Rescue &amp; Emergency Medical Service Incidents</b>		<b>68</b>	<b>54.84%</b>
400 - Hazardous condition, other		1	0.33%
440 - Electrical wiring/equipment problem, other		1	0.33%
4631 - Vehicle accident Cancelled en route		1	0.33%
<b>Total - Hazardous Conditions (No fire)</b>		<b>3</b>	<b>2.42%</b>

**Incident**

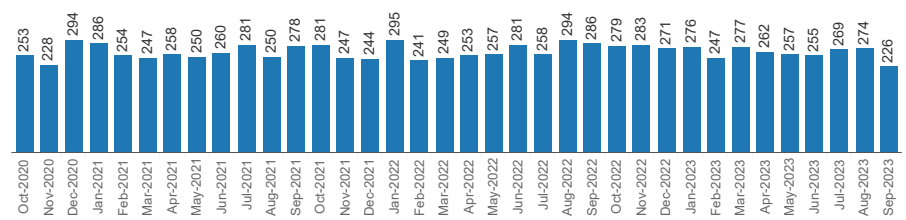
<b><u>Type</u></b>	<b><u>Description</u></b>	<b><u>Count</u></b>	
<b>Station: 76 - (Continued)</b>			
511 - Lock-out		1	0.33%
542 - Animal rescue		1	0.33%
550 - Public service assistance, other		4	1.33%
553 - Public service		2	0.66%
554 - Assist invalid		3	1.00%
<b>Total - Service Call</b>		<b>11</b>	<b>8.87%</b>
611 - Dispatched & cancelled en route		23	7.64%
651 - Smoke scare, odor of smoke		1	0.33%
<b>Total - Good Intent Call</b>		<b>24</b>	<b>19.35%</b>
700 - False alarm or false call, other		13	4.32%
733 - Smoke detector activation due to malfunction		1	0.33%
740 - Unintentional transmission of alarm, other		2	0.66%
743 - Smoke detector activation, no fire - unintentional		1	0.33%
<b>Total - Fals Alarm &amp; False Call</b>		<b>17</b>	<b>13.71%</b>
<b>Total for Station</b>		<b>124</b>	<b>41.20%</b>
<b>Station: MA</b>			
321 - EMS call, excluding vehicle accident with injury		1	0.33%
322 - Vehicle accident with injuries		1	0.33%
<b>Total - Rescue &amp; Emergency Medical Service Incidents</b>		<b>2</b>	<b>100.00%</b>
<b>Total for Station</b>		<b>2</b>	<b>0.66%</b>
		<b>301</b>	<b>100.00%</b>

## Rodeo Hercules - September 2023 - Incident Snapshot

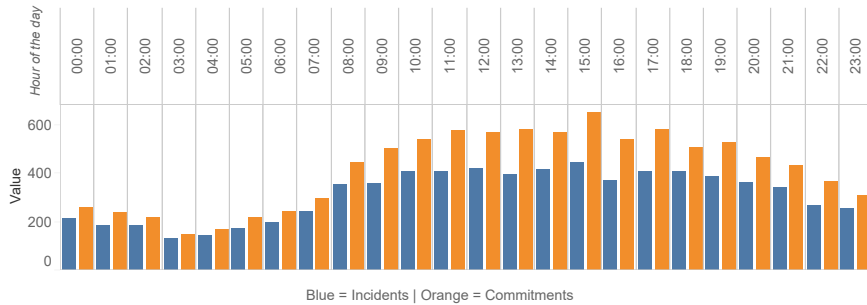
Number of Incidents Year to Date Year-Over-Year - January to September



Number of Incidents by Month (Last 36 Months)

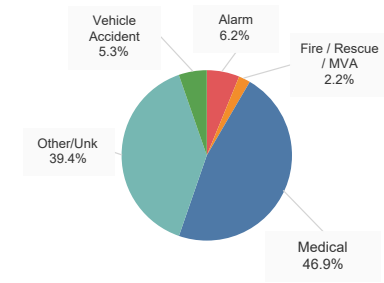


Number of Incidents and Number of Engine and Truck Commitments by Hour of Day Over 36 Months



Number of Incidents by Type - September 2023

Type	Incidents	% of Total
Alarm	14	6.2%
Fire / Rescue / MVA	5	2.2%
Medical	106	46.9%
Other/Unk	89	39.4%
Vehicle Accident	12	5.3%
<b>Grand Total</b>	<b>226</b>	<b>100.0%</b>



Average Times for Engines and Trucks Responding to Fire Emergencies in Rodeo Hercules When First On Scene – Last 12 Months Including September 2023

Duration	Benchmark	Compliance	Average	Count
Call Processing	00:01:30	54.8%	00:01:33	115
Turnout	00:01:50	49.5%	00:01:50	103
Travel			00:05:06	113
Total Response			00:08:19	115
Response	00:06:00	43.9%	00:06:49	114

Average Times for Engines and Trucks Responding to EMS Emergencies in Rodeo Hercules When First On Scene – Last 12 Months Including September 2023

Duration	Benchmark	Compliance	Average	Count
Call Processing	00:01:00	29.98%	00:01:37	1,084
Turnout	00:01:30	39.03%	00:01:45	1,007
Travel			00:04:22	1,083
Total Response			00:07:39	1,084
Response	00:05:40	42.07%	00:06:06	1,084

Mutual and Auto Aid for the Last 12 Months  
Total Amount of Time Committed by Engines and Trucks from Rodeo Hercules to Other Agencies and From Those Agencies to Rodeo Hercules

Jurisdiction	Given	Received
CCCFPD	131:23:31	125:36:00
Crockett	38:31:06	48:15:53
El Cerrito	00:30:36	01:14:37
Richmond	04:52:41	00:31:38
Other	00:00:00	05:59:10
<b>Grand Total</b>	<b>175:17:54</b>	<b>181:37:18</b>