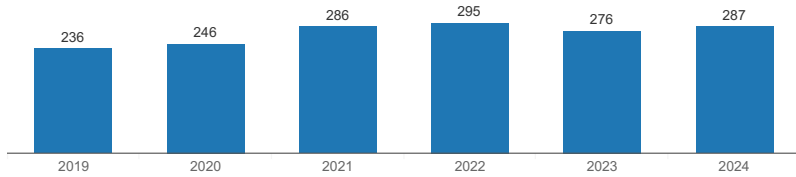
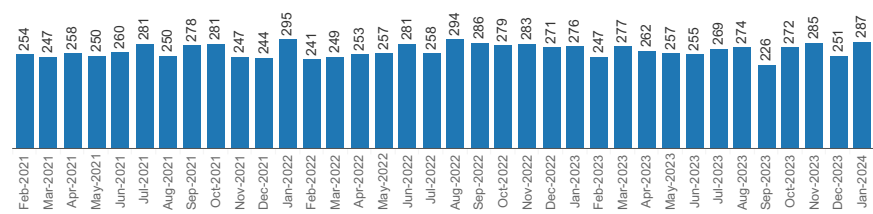


## Rodeo Hercules - January 2024 - Incident Snapshot

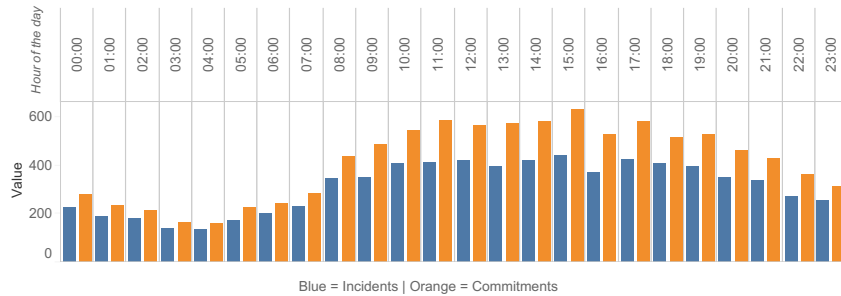
Number of Incidents Year to Date Year-Over-Year - January



Number of Incidents by Month (Last 36 Months)

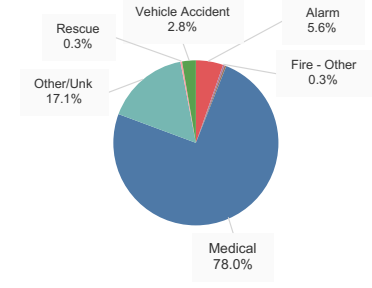


Number of Incidents and Number of Engine and Truck Commitments by Hour of Day Over 36 Months



Number of Incidents by Type - 2024

Type	Incidents	% of Total
Alarm	16	5.6%
Fire - Other	1	0.3%
Fire - Structure	1	0.3%
Medical	224	78.0%
Other/Unk	49	17.1%
Rescue	1	0.3%
Vehicle Accident	8	2.8%
<b>Grand Total</b>	<b>287</b>	<b>100.0%</b>



Average Times for Engines and Trucks Responding to Fire Emergencies in Rodeo Hercules When First On Scene – Last 12 Months Including January 2024

Duration	Benchmark	Compliance	Average	Count
Call Processing	00:01:30	59.1%	00:01:28	115
Turnout	00:01:50	54.3%	00:01:45	105
Travel			00:04:54	113
Total Response			00:08:00	115
Response	00:06:00	50.9%	00:06:35	114

Average Turnout Times for Units E75 and Q76 by Day/Night and Personal Protection Equipment Over the Last 12 Months

PPE	Unit ID	Time of Day	Feb 2023	Mar 2023	Apr 2023	May 2023	Jun 2023	Jul 2023	Aug 2023	Sep 2023	Oct 2023	Nov 2023	Dec 2023	Jan 2024
PPE	E75	Day	00:01:24	00:01:25	00:01:25	00:01:28	00:01:33	00:01:23	00:01:33	00:01:12	00:00:49	00:01:22	00:00:42	00:01:21
		Night	00:04:38	00:02:33	00:02:20	00:02:25	00:03:36	00:02:37	00:01:55	00:02:17				
PPE	Q76	Day	00:01:35	00:02:26	00:01:22	00:01:22	00:01:19	00:01:39	00:01:22	00:01:13	00:01:13	00:01:51	00:00:36	00:01:17
		Night	00:02:29	00:02:19	00:02:15	00:02:07	00:02:03	00:02:38	00:02:36	00:02:11	00:01:52	00:02:31	00:02:26	00:02:10
Not PPE	E75	Day	00:01:53	00:01:47	00:01:42	00:01:19	00:01:17	00:01:19	00:01:15	00:01:34	00:01:27	00:00:59	00:01:50	00:01:55
		Night			00:02:06	00:02:37	00:02:42	00:03:05	00:02:30	00:02:07	00:01:30		00:01:40	00:01:29
PPE	Q76	Day	00:01:25	00:01:34	00:01:54	00:01:17	00:01:02	00:01:37	00:01:17	00:01:28	00:01:09	00:01:37	00:01:10	00:01:11
		Night			00:02:50		00:02:28	00:01:19	00:01:28	00:01:57	00:02:42	00:02:18	00:02:11	00:02:23
<b>Grand Total</b>			00:01:53	00:01:50	00:01:44	00:01:35	00:01:33	00:01:43	00:01:36	00:01:33	00:01:27	00:01:33	00:01:14	00:01:29

Average Times for Engines and Trucks Responding to EMS Emergencies in Rodeo Hercules When First On Scene – Last 12 Months Including January 2024

Duration	Benchmark	Compliance	Average	Count
Call Processing	00:01:00	30.39%	00:01:38	737
Turnout	00:01:30	41.84%	00:01:43	674
Travel			00:04:23	737
Total Response			00:07:39	737
Response	00:05:40	41.17%	00:06:05	736

Mutual and Auto Aid for the Last 12 Months  
Total Amount of Time Committed by Engines and Trucks from Rodeo Hercules to Other Agencies and From Those Agencies to Rodeo Hercules

Jurisdiction	Given	Received
CCCFPD	143:02:56	90:13:26
Crockett	41:50:39	42:30:39
El Cerrito	00:00:00	01:03:11
Richmond	05:45:34	00:31:38
Other	00:00:00	05:59:10
<b>Grand Total</b>	<b>190:39:09</b>	<b>140:18:04</b>