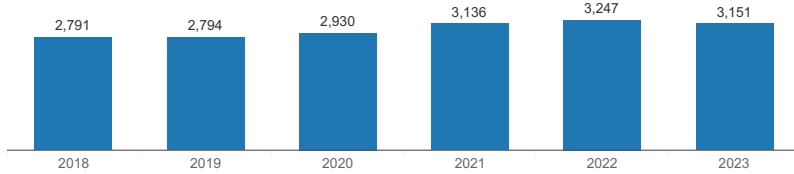
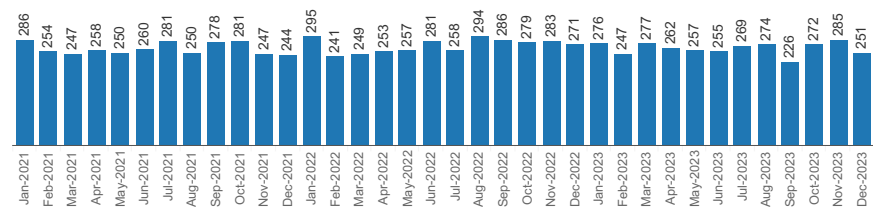


## Rodeo Hercules - December 2023 - Incident Snapshot

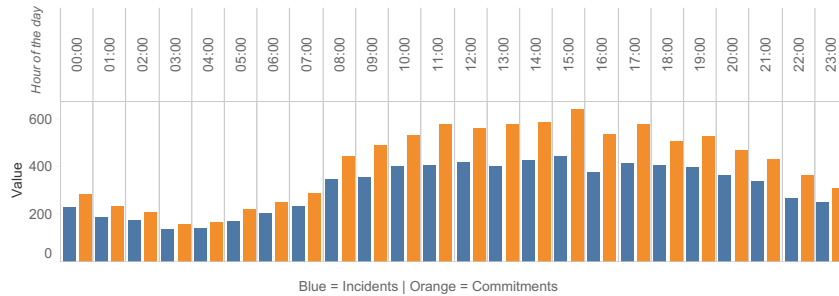
Number of Incidents Year to Date Year-Over-Year - January to December



Number of Incidents by Month (Last 36 Months)

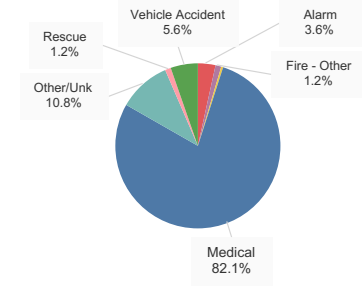


Number of Incidents and Number of Engine and Truck Commitments by Hour of Day Over 36 Months



Number of Incidents by Type - 2023

	Incidents	% of Total
Alarm	9	3.6%
Fire - Other	3	1.2%
Fire - Vegetation	1	0.4%
Medical	206	82.1%
Other/Unk	27	10.8%
Rescue	3	1.2%
Vehicle Accident	14	5.6%
<b>Grand Total</b>	<b>251</b>	<b>100.0%</b>



Average Times for Engines and Trucks Responding to Fire Emergencies in Rodeo Hercules When First On Scene – Last 12 Months Including December 2023

Duration	Benchmark	Compliance	Average	Count
Call Processing	00:01:30	59.3%	00:01:27	118
Turnout	00:01:50	52.3%	00:01:48	107
Travel			00:04:56	116
Total Response			00:08:02	118
Response	00:06:00	51.3%	00:06:37	117

Average Turnout Times for Units E75 and Q76 by Day/Night and Personal Protection Equipment Over the Last 12 Months

PPE	Unit ID	Time of Day	Jan 2023	Feb 2023	Mar 2023	Apr 2023	May 2023	Jun 2023	Jul 2023	Aug 2023	Sep 2023	Oct 2023	Nov 2023	Dec 2023
PPE	E75	Day	00:01:22	00:01:24	00:01:25	00:01:25	00:01:28	00:01:33	00:01:23	00:01:33	00:01:12	00:00:49	00:01:22	00:00:42
		Night	00:02:28	00:04:38	00:02:33	00:02:20	00:02:25	00:03:36	00:02:37	00:01:55	00:02:17			
PPE	Q76	Day	00:01:32	00:01:35	00:02:26	00:01:22	00:01:22	00:01:19	00:01:39	00:01:22	00:01:13	00:01:13	00:01:51	00:00:36
		Night	00:02:18	00:02:29	00:02:19	00:02:15	00:02:07	00:02:03	00:02:38	00:02:36	00:02:11	00:01:52	00:02:31	00:02:26
Not PPE	E75	Day	00:01:37	00:01:53	00:01:47	00:01:42	00:01:19	00:01:17	00:01:19	00:01:15	00:01:34	00:01:27	00:00:59	00:01:50
		Night	00:02:50			00:02:06	00:02:37	00:02:42	00:03:05	00:02:30	00:02:07	00:01:30		00:01:40
Not PPE	Q76	Day	00:01:40	00:01:25	00:01:34	00:01:54	00:01:17	00:01:02	00:01:37	00:01:17	00:01:28	00:01:09	00:01:37	00:01:10
		Night	00:02:07			00:02:50		00:02:28	00:01:19	00:01:28	00:01:57	00:02:42	00:02:18	00:02:11
<b>Grand Total</b>			<b>00:01:43</b>	<b>00:01:53</b>	<b>00:01:50</b>	<b>00:01:44</b>	<b>00:01:35</b>	<b>00:01:33</b>	<b>00:01:43</b>	<b>00:01:36</b>	<b>00:01:33</b>	<b>00:01:27</b>	<b>00:01:33</b>	<b>00:01:14</b>

Average Times for Engines and Trucks Responding to EMS Emergencies in Rodeo Hercules When First On Scene – Last 12 Months Including December 2023

Duration	Benchmark	Compliance	Average	Count
Call Processing	00:01:00	30.93%	00:01:38	818
Turnout	00:01:30	40.70%	00:01:44	747
Travel			00:04:21	818
Total Response			00:07:37	818
Response	00:05:40	42.84%	00:06:04	817

Mutual and Auto Aid for the Last 12 Months  
Total Amount of Time Committed by Engines and Trucks from Rodeo Hercules to Other Agencies and From Those Agencies to Rodeo Hercules

Jurisdiction	Given	Received
CCCFPD	138:42:12	99:46:20
Crockett	41:42:55	45:09:37
El Cerrito	00:25:56	01:03:11
Richmond	04:54:57	00:31:38
Other	00:00:00	05:59:10
<b>Grand Total</b>	<b>185:46:00</b>	<b>152:29:56</b>